

Tree Survey

Prepared on the 1st of March 2020 for

Client Name
Address Line 1
Address Line 2
TOWN
Postcode



Thomas Bunday (ND Arb)

Climbers Way Tree Care
Sunnyfields
Jacobs Gutter Lane
SOUTHAMPTON
SO40 9FX

info@climberswaytreecare.co.uk

Southampton 023 8036 1062

New Forest 01590 730070

Winchester 01962 280333



Proud members of
Checkatrade.com
Where reputation matters

Climbers Way Tree Care Limited
Registered in England and Wales, Company No: 09154379, VAT No: GB192 4507 02



Inspection Form

Client Details

Job Number	
Client Name	
Contact Name	
Account Number	
Site Address	

Inspection Information

Inspection Date	01/03/2020
Inspector Name	Thomas Bunday
Qualifications	National Diploma Arboriculture
Signature	

Tree Data

Tree	Species	Age Class	Height	Photos
T1	Common Beach (<i>Fagus sylvatica</i>)	Mature	15m	Yes



Contents

1.0 Background

- 1.1 Introduction
- 1.2 Techniques Used
- 1.3 Limitations
- 1.4 Weather Conditions During Site Visit
- 1.5 Validity

2.0 Findings

- 2.1 T1 - Common Beech (*Fagus sylvatica*)

3.0 Recommendations

- 3.1 Options
- 3.2 Final Recommendation
- 3.3 Complete Recommendations Within

4.0 Conclusion

Bibliography

Appendices

- Appendix 1
- Appendix 2A
- Appendix 2B
- Appendix 3
- Appendix 4
- Appendix 5
- Appendix 6
- Appendix 7



1.0 Background

1.1 Introduction

- This report has been produced following a request made by [CLIENT NAME] for a ground based inspection and assessment of the relative health and condition of one tree, Common beech (*fagus sylvatica*)
- T1 is located along a fence line surrounded by other various mature beech trees in a woodland located along a public footpath, access will be made through the public footpath.
- Tree inspection was carried out on 1st March 2020
- The client, [CLIENT NAME], requires:
 - Assessment of relative tree health and condition.
 - Hazard evaluation.
 - Relevant tree disorders to be noted.
 - Recommendations for any suggested remedial works.

1.2 Techniques Used

- Ground-based Visual Tree Assessment (Lonsdale D 1999)
- THREATS assessment. (Tree Hazard: Risk Evaluation and Treatment System (Forbes-Laird J 2006)
- Inspection has been carried out in accordance with British Standard 5837: 2005 – Trees in Relation to Construction

1.3 Limitations

- Tree inspection and assessment was ground based only. Any defects within the crown can only be noted from ground level, therefore some may be missed. No liability is accepted for risks or hazards arising from features that were unobservable

1.4 Weather Conditions During Site Visit

- Dry, Sunny and no wind. Tree inspection was not obstructed by weather conditions.



1.5 Validity

- Plants are biological organisms and change with time. Assessments remain valid for 1 year from the date of inspection. This period of validity may be reduced in the event of:
 1. Any arboricultural works being carried out without prior consent from Mr Thomas Bunday
 2. Any change in condition in proximity to the trees (e.g. soil disturbance, construction etc.)
 3. Extreme weather conditions which may cause damage to trees (e.g. above average rainfall, flash flooding, thunder storms, gale force winds, heavy snow etc.)

- The contents of this report are intended for the sole use of the client [CLIENT NAME]; no liability is accepted for the use of this report by any other parties.

- This report is limited to the findings of a visual tree assessment made from ground level. No liability is accepted for risks or hazards arising from features that were unobservable from ground level.

- Trees and shrubs are living organisms and as such are subject to damage by extreme weather conditions and whose health, condition and hazard potential can change rapidly. It is advised that these and other trees are inspected on a regular cycle of at least one year, or more often where stated.



2.0 Findings

2.1 T1 - Common Beech (*Fagus sylvatica*)

Defect	Trunk	Scaffolds	Branches
Tight Forks	✓		
Included Bark	✓		
Excessive End Weight			
Hangers			
Wounds	✓	✓	✓
Decay	✓	✓	✓
Cavity			
Fungi			
Bleeding			
Loose / Cracked Bark			
Insect Holes (Borders)			
Nest Holes / Bats			
Cankers			
Previous Failure	✓	✓	✓
Pollard Point			



- T1 is a mature Common Beech tree located in the discussed woodland; the tree is within falling distance of multiple gardens along with being located alongside a commonly used public right of way, adults and children commonly walk beneath the canopy of T1 to gain access to other areas.
- T1 has a Large included union approximately 8-10m high (apex 1), above this union is a large mature canopy distributed between the two stems.
- Whilst conducting the climbing inspection I prodded the inside of the union with a metal device to see depth of cavity, however this was inconclusive as I was unable to touch any sound wood with the tip of the probe. This is clear evidence that the cavity is of large deep proportion.
- There are clear signs of recent cracks on the union (apex 2 A and B) making it clear that there is an unhealthy proportion of movement within the union
- Located on the union is one pointed rib (apex 3) and another rounded rib (apex 4)
- Located on the side of the tree where the rounded rib is, of which side also holds the cracks is a sinked area of the stem (apex 5) which is a sign of minimal holding wood showing us that the cavity in-between the two stems has pockets internally within the union that are a potential weak point for the tree increasing the likelihood of failure.
- On the side of the tree with the pointed rib there is a clear continuation of the split (apex 6) carrying on past holding wood indicating that the union will carry on with movement causing the crotch to further strain itself with more stress.
- The rounded rib is more Likely to fail due to the depth of the cavity along with the sink area on the stem and the recent sign of 2 cracks in the bark due to the movement/stress on the union.
- If the tree did fail it is my opinion that stem 1 (apex 7) would initially fail first, falling in-between the fence and the public pathway, there is a possibility that stem 1 could reach the public footpath and may cause significant damage to the fence depending on the direction of failure.
- It is my opinion that this tree has significant risk factor of which is evident in (apex 2A and B) (apex 5) (apex 6)
- The tree is approximately 110 years of age



3.0 Recommendations

3.1 Options

Due to the findings of the tree survey stated in this report it is suggested that the practical recommendation is to fell T1 to ground level. Specify or justify why coming to conclusion

3.2 Final Recommendation

In my opinion the felling of the T1 to ground level is the viable, practical and safe option.

There are a number of arboricultural practices such as crown reductions and crown thinning which can be undertaken to reduce the risk factor of trees with structural weaknesses. However neither is suitable for a Common Beech as it is not good practice or good for such a tree's health to reduce lateral branches and/or thin out the canopy as severely as would be needed. If such practices were too carried out the results would ultimately be detrimental to the trees health and vigour.

3.3 Complete Recommendations Within

URGENT	3 Months	6 Months	1 Year	2 Years	3 Years
			X		



4.0 Conclusion

The tree survey undertaken on 06/02/2015 followed by the findings stated within this report strongly recommend that T1 should be removed from site. This is the viable option in order to make the area safe for the residents to prevent potential damage arising to the surrounding trees, fences. Any other remedial works carried out to the tree would either have adverse effects, be detrimental to the tree, and not be worthwhile for the future. The tree has a low aesthetic value and for this reason it is suggested that the loss of the tree would have minimal effect on the area.

Bibliography

Forbes-Laird, J. (2006). *THREATS: Tree Hazard Rating, Evaluation and Treatment System. A Method for Identifying, Recording and Managing Hazards from Tree.* [ONLINE]
Available from: http://www.aie.org.uk/resources/threats/THREATS_R1.pdf Last Accessed: 10/02/12

Lonsdale, D. (1999). *Principles of the Tree Hazard Assessment and Management.*
London: The Stationery Office



Appendices

Appendix 1

T1 showing union in question




Appendix 2A

Image showing 2x crack on union




Appendix 2B

Image showing 2x crack on union



Appendix 3

Image showing pointed rib




Appendix 4

Image showing rounded rib




Appendix 5

Image showing sunken area on stem



Appendix 6

Image showing pointed rib with continuation split



Appendix 7

Showing stem 1 and stem 2 from union

